

## SOP Handling – ThermalCoat for bulk shipments

ThermalCoat incl. ThermalCoat Equipment  
For Bulk Shipments

**Envirotainer<sup>®</sup>**  
Precision with Purpose



*Illustration of ThermalCoat.*

### HANDLING OF THERMALCOAT FOR BULK SHIPMENTS

Envirotainer's ThermalCoat solution offers protection for temperature-sensitive goods during transportation, mitigating the risk of short-term temperature fluctuations, for example when they are on the tarmac. Leveraging phase change materials (PCMs) that directly encase your products, this qualified pallet solution is designed for multiple uses, significantly enhancing product safety during both sea and air freight.

The following document describes the correct handling of the ThermalCoat for Bulk Shipments including the available equipment.

## SOP Handling – ThermalCoat for bulk shipments

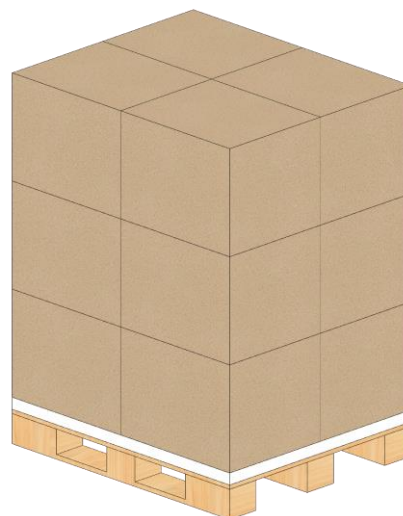
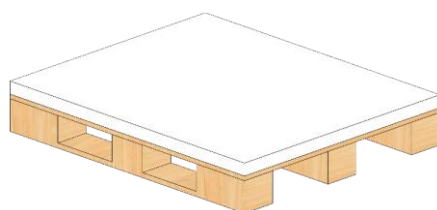
ThermalCoat incl. ThermalCoat Equipment  
For Bulk Shipments

**Envirotainer**<sup>®</sup>  
Precision with Purpose

### Step 1

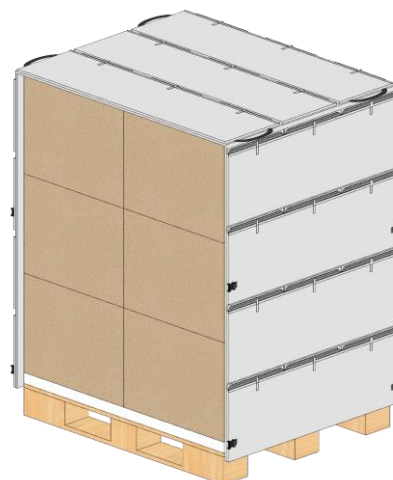
- The use of a base insulation is required. Place the ThermalCoat Equipment base plate provided by Envirotainer or a base insulation of choice onto pallet and load goods onto the ThermalCoat Equipment base plate.

The ThermalCoat can be used for the following max. heights (incl. pallet) due to its adjustable height: 0.85, 1.05, 1.55 m. See description in appendix.



### Step 2

- Place part 1 (with PCM on top, short side of pallet) of the preconditioned ThermalCoat over the loaded pallet and fold down the sides.



## SOP Handling – ThermalCoat for bulk shipments


ThermalCoat incl. ThermalCoat Equipment  
For Bulk Shipments

**Envirotainer**°  
Precision with Purpose

### Step 3

---

- Place part 2 (without PCM on top, long side of pallet) of the preconditioned ThermalCoat rotated by 90° to part 1 over the loaded pallet and fold down the sides.



### Step 4

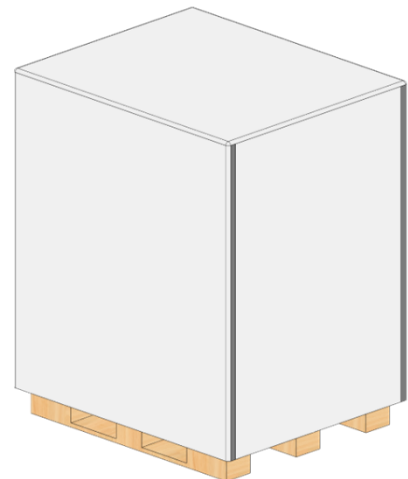
---

- Bring buckles at the edges together and pull tight.

### Optional: Step 5

---

- The use of an insulation cover will support the protection of the product. Cover pallet with the additional ThermalCoat Equipment insulation cover provided by Envirotainer or an insulation cover of choice and wrap the insulation cover with stretch foil.



For more information please contact [support@envirotainer.com](mailto:support@envirotainer.com)

## SOP Handling – ThermalCoat for bulk shipments

ThermalCoat incl. ThermalCoat Equipment  
For Bulk Shipments

**Envirotainer<sup>®</sup>**  
Precision with Purpose

### APPENDIX: ADJUSTING HEIGHT OF THERMALCOAT

#### Step 1

- Unload va-Q-gel from bottom row (applicable height: 1.05 m) or two bottom rows (applicable height: 0.70 m).



#### Step 2

- Adjust height by folding the lower part up and fixate by using the buckles.

